

Florida State University
2024 Fall

Course: COP4610-0001.fa24 : OPERATING SYSTEMS

Instructor: Xin Liu

1 - The course materials helped me understand the subject matter.					
Response Option	Weight	Frequency	Percentage	Percent Responses	Mean
Strongly Agree	(5)	9	56.25%		4.44
Agree	(4)	6	37.50%		
Neutral	(3)	0	0.00%		
Disagree	(2)	1	6.25%		
Strongly Disagree	(1)	0	0.00%		
				0 25 50 75 100	Question
Response Rate		Mean	STD	Median	
16/56 (28.57%)		4.44	0.81	5.00	

2 - The work required of me was appropriate based on course objectives.					
Response Option	Weight	Frequency	Percentage	Percent Responses	Mean
Strongly Agree	(5)	11	68.75%		4.56
Agree	(4)	4	25.00%		
Neutral	(3)	0	0.00%		
Disagree	(2)	1	6.25%		
Strongly Disagree	(1)	0	0.00%		
				0 25 50 75 100	Question
Response Rate		Mean	STD	Median	
16/56 (28.57%)		4.56	0.81	5.00	

3 - The tests, project, etc. accurately measured what I learned in this course.					
Response Option	Weight	Frequency	Percentage	Percent Responses	Mean
Strongly Agree	(5)	10	62.50%		4.44
Agree	(4)	4	25.00%		
Neutral	(3)	1	6.25%		
Disagree	(2)	1	6.25%		
Strongly Disagree	(1)	0	0.00%		
				0 25 50 75 100	Question
Response Rate		Mean	STD	Median	
16/56 (28.57%)		4.44	0.89	5.00	

4 - This course encouraged me to think critically.					
Response Option	Weight	Frequency	Percentage	Percent Responses	Mean
Strongly Agree	(5)	11	68.75%		4.69
Agree	(4)	5	31.25%		
Neutral	(3)	0	0.00%		
Disagree	(2)	0	0.00%		
Strongly Disagree	(1)	0	0.00%		
				0 25 50 75 100	Question
Response Rate		Mean	STD	Median	
16/56 (28.57%)		4.69	0.48	5.00	

Florida State University
2024 Fall

Course: COP4610-0001.fa24 : OPERATING SYSTEMS

Instructor: Xin Liu

5 - I learned a great deal in this course.					
Response Option	Weight	Frequency	Percentage	Percent Responses	Mean
Strongly Agree	(5)	11	68.75%		4.69
Agree	(4)	5	31.25%		
Neutral	(3)	0	0.00%		
Disagree	(2)	0	0.00%		
Strongly Disagree	(1)	0	0.00%		
				0 25 50 75 100	Question
Response Rate	Mean	STD	Median		
16/56 (28.57%)	4.69	0.48	5.00		

6 - Instructor(s) provided clear expectations for the course.					
Response Option	Weight	Frequency	Percentage	Percent Responses	Mean
Strongly Agree	(5)	12	80.00%		4.80
Agree	(4)	3	20.00%		
Neutral	(3)	0	0.00%		
Disagree	(2)	0	0.00%		
Strongly Disagree	(1)	0	0.00%		
				0 25 50 75 100	Question
Response Rate	Mean	STD	Median		
15/56 (26.79%)	4.80	0.41	5.00		

7 - Instructor(s) communicated effectively.					
Response Option	Weight	Frequency	Percentage	Percent Responses	Mean
Strongly Agree	(5)	10	66.67%		4.60
Agree	(4)	4	26.67%		
Neutral	(3)	1	6.67%		
Disagree	(2)	0	0.00%		
Strongly Disagree	(1)	0	0.00%		
				0 25 50 75 100	Question
Response Rate	Mean	STD	Median		
15/56 (26.79%)	4.60	0.63	5.00		

8 - Instructor(s) stimulated my interest in the subject matter.					
Response Option	Weight	Frequency	Percentage	Percent Responses	Mean
Strongly Agree	(5)	9	60.00%		4.40
Agree	(4)	4	26.67%		
Neutral	(3)	1	6.67%		
Disagree	(2)	1	6.67%		
Strongly Disagree	(1)	0	0.00%		
				0 25 50 75 100	Question
Response Rate	Mean	STD	Median		
15/56 (26.79%)	4.40	0.91	5.00		

Florida State University
2024 Fall

Course: COP4610-0001.fa24 : OPERATING SYSTEMS

Instructor: Xin Liu

9 - Instructor(s) provided helpful feedback on my work.					
Response Option	Weight	Frequency	Percentage	Percent Responses	Mean
Strongly Agree	(5)	10	66.67%		4.53
Agree	(4)	4	26.67%		
Neutral	(3)	0	0.00%		
Disagree	(2)	1	6.67%		
Strongly Disagree	(1)	0	0.00%		
				0 25 50 75 100	Question
Response Rate		Mean	STD	Median	
15/56 (26.79%)		4.53	0.83	5.00	

10 - Instructor(s) demonstrated respect for students.					
Response Option	Weight	Frequency	Percentage	Percent Responses	Mean
Strongly Agree	(5)	14	93.33%		4.93
Agree	(4)	1	6.67%		
Neutral	(3)	0	0.00%		
Disagree	(2)	0	0.00%		
Strongly Disagree	(1)	0	0.00%		
				0 25 50 75 100	Question
Response Rate		Mean	STD	Median	
15/56 (26.79%)		4.93	0.26	5.00	




11 - Instructor(s) demonstrated mastery of the subject matter.					
Response Option	Weight	Frequency	Percentage	Percent Responses	Mean
Strongly Agree	(5)	14	93.33%		4.93
Agree	(4)	1	6.67%		
Neutral	(3)	0	0.00%		
Disagree	(2)	0	0.00%		
Strongly Disagree	(1)	0	0.00%		
				0 25 50 75 100	Question
Response Rate		Mean	STD	Median	
15/56 (26.79%)		4.93	0.26	5.00	

12 - Overall course content rating.					
Response Option	Weight	Frequency	Percentage	Percent Responses	Mean
Excellent	(5)	10	62.50%		4.44
Above Satisfactory	(4)	5	31.25%		
Satisfactory	(3)	0	0.00%		
Below Satisfactory	(2)	0	0.00%		
Poor	(1)	1	6.25%		
				0 25 50 75 100	Question
Response Rate		Mean	STD	Median	
16/56 (28.57%)		4.44	1.03	5.00	

Florida State University
2024 Fall

Course: COP4610-0001.fa24 : OPERATING SYSTEMS

Instructor: Xin Liu

13 - Overall rating for Instructor(s)					
Response Option	Weight	Frequency	Percentage	Percent Responses	Mean
Excellent	(5)	12	80.00%		 4.80
Above Satisfactory	(4)	3	20.00%		
Satisfactory	(3)	0	0.00%		
Below Satisfactory	(2)	0	0.00%		
Poor	(1)	0	0.00%		
				0 25 50 75 100	Question
Response Rate	Mean	STD	Median		
15/56 (26.79%)	4.80	0.41	5.00		